

2013/12/03

## NH-4500 Mainboard Detail Spec


1. Default device installation is shown as below. User is not recommended to change the default position.
2. NUUO FAE can refer this guide when client encounter abnormal situation, ex server cannot boot up or machine BSOD.
3. Please contact NUUO eHelpdesk (<http://www.nuuo.com/ehelpdesk.php>) if issue persists.

### NH-4500-PRO

Device	Connect to
Audio card	PCI_SLOT1, refer Pic1,3
SATA devices	Refer Pic2

<p><b>Pic1</b></p>	<p><b>Pic2</b></p>
<p><b>Pic3</b></p>	

2013/12/03




2013/12/03


## NH-4500-ENT

Card	Position
Audio card	PCI_SLOT1, refer Pic1,4
PCI-3124 SATA card	PCI_SLOT3, refer Pic1,3
SATA devices	Please , refer Pic2


**Pic1**



**Pic2**



**Pic3**



**Pic4**




2013/12/03

## NH-4500-EXT

Card	Position
PCI-3124 SATA card	PCI_SLOT1, refer Pic1,3
Graphic card	PCIEx16_SLOT2, refer Pic1,4
Audio card	PCIEx16_SLOT3, refer Pic1,6
PCIE-3132 SATA card	PCIEx8_SLOT7, refer Pic1,5
SATA devices	Please , refer Pic2


**Pic1**




**Pic2**



**Pic3**



**Pic4 (VGA)**



2013/12/03

**Pic5**



PCIE-3132 SATA card

**Pic6 (Audio)**



Audio